

**Landtagswahl Bayern**

- Prognosewerte -

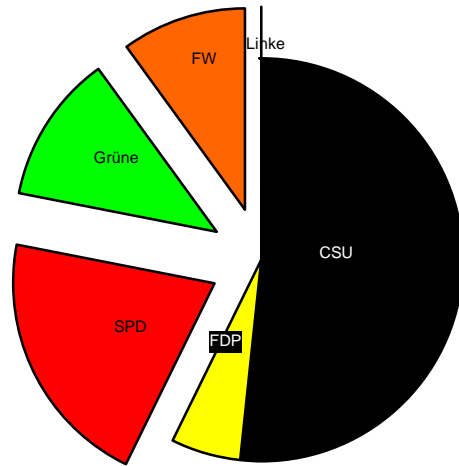
Sitze		
CSU	87	47.0%
SPD	35	19.0%
FDP	9	5.0%
Grüne	20	11.0%
FW	17	9.0%
Linke		3.0%

<b>Institut</b>	Emnid
<b>Datum</b>	10/07/2013

Koalitionsoptionen

**Bürgerliche Koalition**

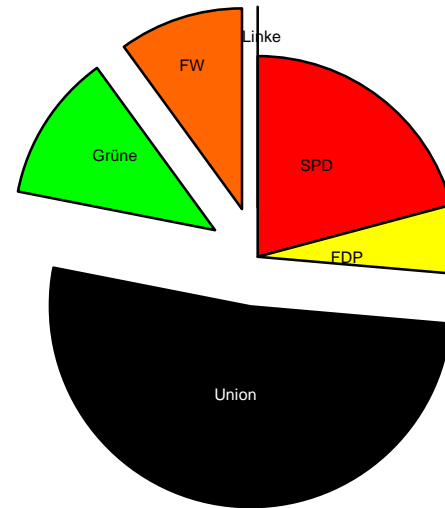


CSU	87
FDP	9
SPD	35
Grüne	20
FW	17
Linke	

<b>Mehrheit</b>	57.14%
	96

<b>Gewicht</b>	
CSU	90.4%
FDP	9.6%

**Sozial-liberale Koalition**

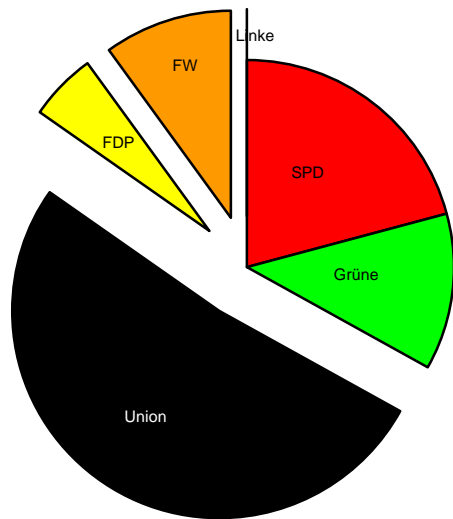


SPD	35
FDP	9
CSU	87
Grüne	20
FW	17
Linke	

<b>Mehrheit</b>	26.37%
	45

<b>Gewicht</b>	
SPD	79.2%
FDP	20.8%

**Rot-Grüne Koalition**

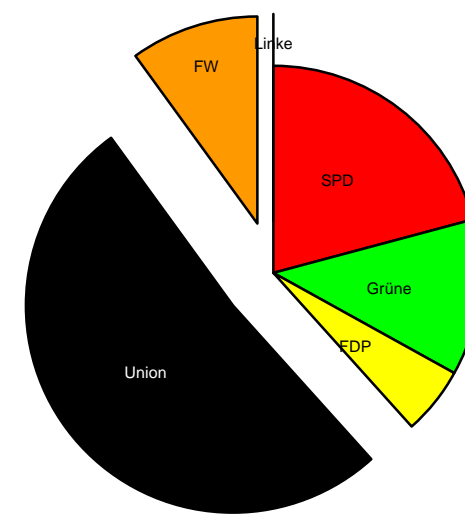


SPD	35
Grüne	20
CSU	87
FDP	9
FW	17
Linke	

<b>Mehrheit</b>	32.97%
	56

<b>Gewicht</b>	
SPD	63.3%
Grüne	36.7%

**Ampel-Koalition**



SPD	35
Grüne	20
FDP	9
CSU	87
FW	17
Linke	

<b>Mehrheit</b>	38.46%
	65

<b>Gewicht</b>	
SPD	54.3%
Grüne	14.3%
FDP	16.7%

**Landtagswahl Bayern**

- Prognosewerte -

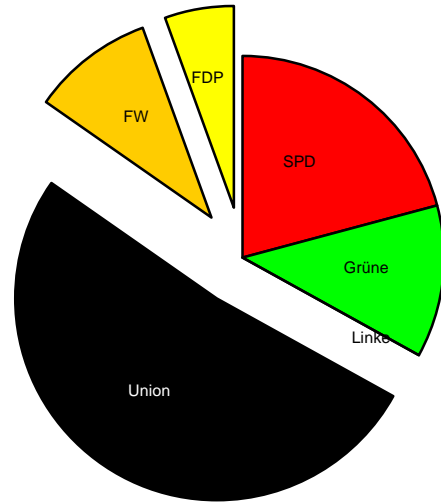
	Sitze	Prozent
CSU	87	47.0%
SPD	35	19.0%
FDP	9	5.0%
Grüne	20	11.0%
FW	17	9.0%
Linke		3.0%

<b>Institut</b>	Emnid
<b>Datum</b>	10/07/2013

Koalitionsoptionen

**Rot-Grün-Rote Koalition**

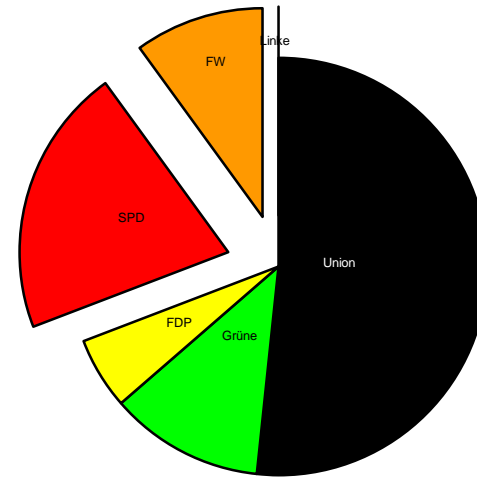


SPD	35
Grüne	20
Linke	
CSU	87
FW	17
FDP	9

<b>Mehrheit</b>	32.97%
	56

<b>Gewicht</b>	
SPD	63.3%
Grüne	36.7%
Linke	

**"Jamaika"-Koalition**

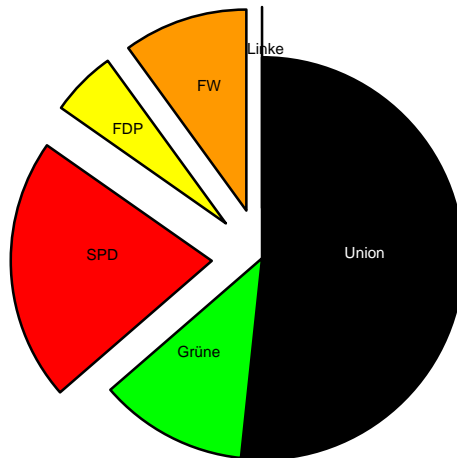


CSU	87
Grüne	20
FDP	9
SPD	35
FW	17
Linke	

<b>Mehrheit</b>	69.23%
	117

<b>Gewicht</b>	
CSU	74.6%
Grüne	17.5%
FDP	7.9%

**Schwarz-Grün**

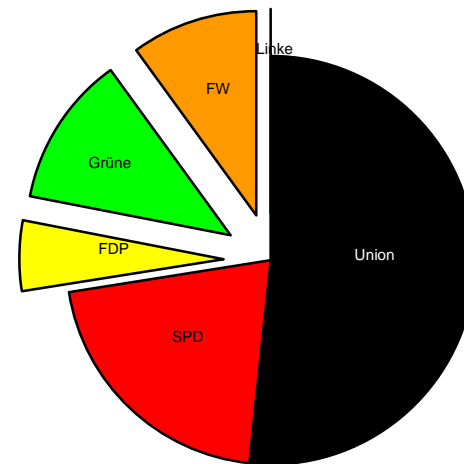


CSU	87
Grüne	20
SPD	35
FDP	9
FW	17
Linke	

<b>Mehrheit</b>	63.74%
	108

<b>Gewicht</b>	
CSU	81.0%
Grüne	19.0%

**Grosse Koalition**



CSU	87
SPD	35
FDP	9
Grüne	20
FW	17
Linke	

<b>Mehrheit</b>	72.53%
	122

<b>Gewicht</b>	
CSU	71.2%
SPD	28.8%

**Landtagswahl Bayern**

- Prognosewerte -

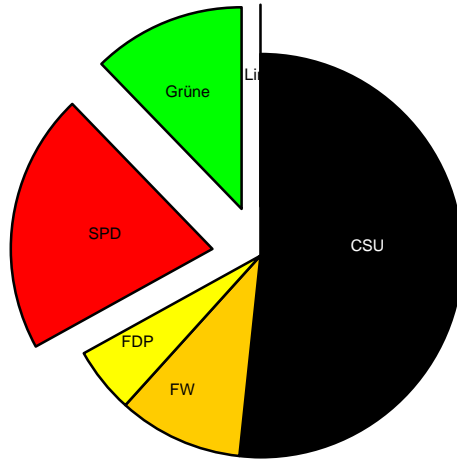
	Sitze	Prozent
CSU	87	47.0%
SPD	35	19.0%
FDP	9	5.0%
Grüne	20	11.0%
FW	17	9.0%
Linke		3.0%

<b>Institut</b>	Emnid
<b>Datum</b>	10/07/2013

Koalitionsoptionen

**Grossbürgerliche Koalition**

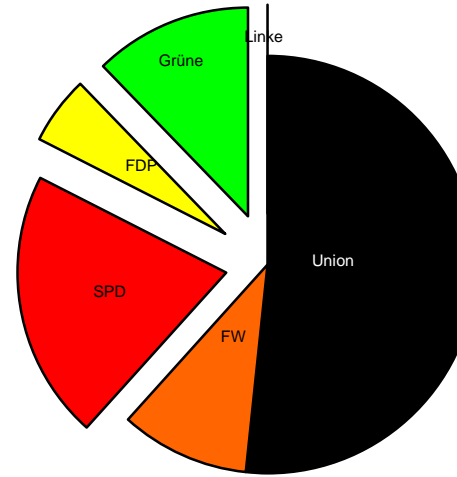


CSU	87
FW	17
FDP	9
SPD	35
Grüne	20
Linke	

<b>Mehrheit</b>	67.03%
	113

<b>Gewicht</b>	
CSU	81.0%
FW	15.5%
FDP	8.6%

**Landbürgerliche Koalition**

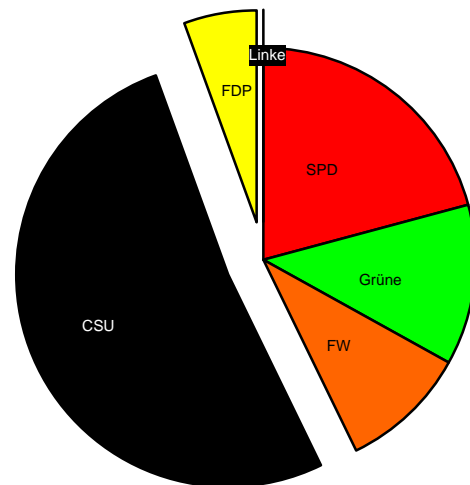


CSU	87
FW	17
SPD	35
FDP	9
Grüne	20
Linke	

<b>Mehrheit</b>	61.54%
	104

<b>Gewicht</b>	
CSU	71.2%
FW	13.6%

**Linksbürgerliche Koalition**



SPD	35
Grüne	20
FW	17
CSU	87
FDP	9
Linke	

<b>Mehrheit</b>	42.86%
	72

<b>Gewicht</b>	
CSU	81.0%
Grüne	19.0%
FW	15.5%